

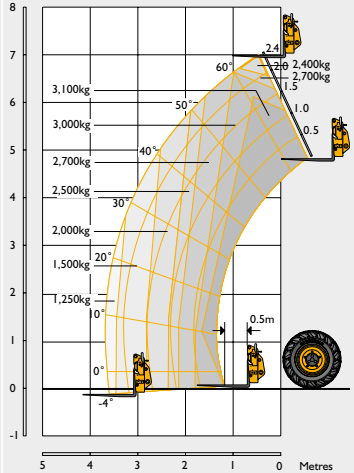
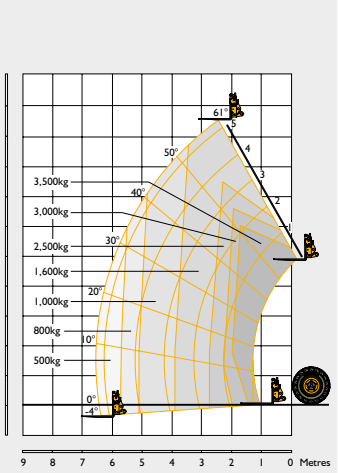
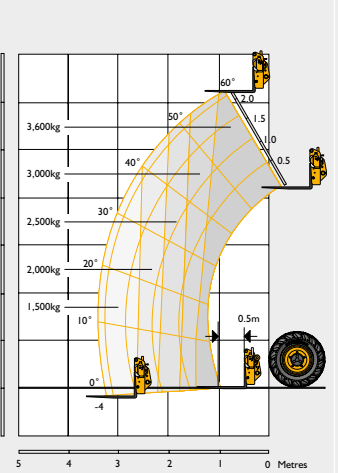
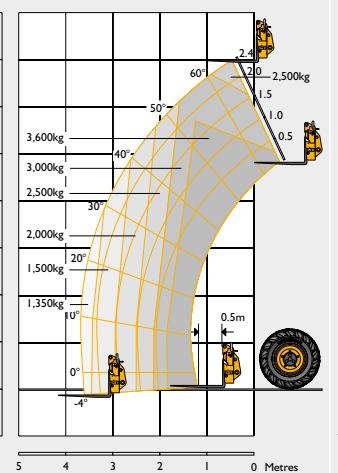
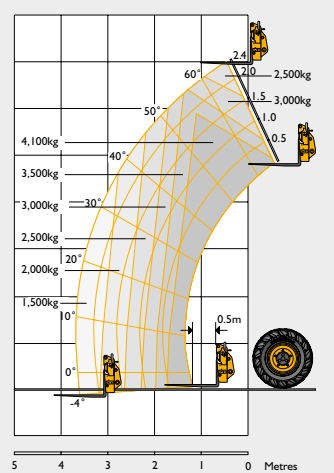
STATIC DIMENSIONS

Machine model		531-70	535-95	536-60	536-70	541-70
A Overall height	m	2.49	2.49	2.49	2.49	2.49
B Overall width (over tyres)*	m	2.29	2.36	2.29	2.29	2.29
C Inside width of cab	m	0.94	0.94	0.94	0.94	0.94
D Front track	m	1.81	1.87	1.81	1.81	1.81
E Wheelbase	m	2.75	2.75	2.75	2.75	2.75
F Overall length to front tyres	m	4.38	4.38	4.03	4.38	4.38
G Overall length to front carriage	m	4.99	4.99	4.55	4.99	4.99
H Ground clearance	m	0.4	0.4	0.4	0.4	0.4
Outside turn radius (over tyres)	m	3.7	3.7	3.7	3.7	3.7
Carriage rollback angle	degrees	42.6	41	42.6	42.6	42.6
Carriage dump angle	degrees	37.5	24	42.5	37.5	37.5
Weight	kg	6900	8020	7200	7800	7800
Tyres		460/70 R24	445/70 R24	460/70 R24	445/70 R24	445/70 R24

Machine shown with optional roof mounted air conditioning fitted on Agri Plus and Agri Super.

*Dependant upon tyre specified.

LIFT PERFORMANCE

Machine model		531-70	535-95	536-60	536-70	541-70
						
Maximum lift capacity	kg	3 100	3 500	3 600	3 600	4 100
Lift capacity to full height	kg	2 400	1 600	3 600	2 500	2 500
Lift capacity at full reach	kg	1 250	500	1 500	1 350	1 500
Lift height	m	7	9.5	6.2	7	7
Reach at maximum lift height	m	0.48	2.43	0.87	0.48	0.48
Maximum forward reach	m	3.7	6.52	3.3	3.7	3.7
Reach with 1 tonne load	m	3.7	5.08	3.3	3.7	3.7
Placing height	m	6.3	8.78	5.42	6.3	6.3

Complies with stability test EN 1459 Annex B.

ENGINE

Machine model		531-70 / 535-95 / 536-60 / 536-70 / 541-70	531-70 / 535-95 / 536-60 / 536-70 / 541-70
Manufacturer		JCB	JCB
Displacement	ltr	4.4	4.4 / 4.8
No. of cylinders		4	4
Bore size	mm	103	103 / 106
Stroke	mm	132	132 / 135
Aspiration		Turbocharged cooled	Turbocharged cooled
Power rating			
Power @ 2200rpm	kW (hp)	74.2 (100)	97 (130) / 108 (145)
Torque rating			
Torque @ 1300rpm	Nm	440	-
Torque @ 1500rpm	Nm	-	532/550

TRANSMISSION	<p>Agri / Agri Plus: JCB powershift transmission incorporating torque converter, bevel box and a 4-speed powershift gearbox in one resiliently mounted unit. Manual gear shift incorporated onto the single lever joystick with 4 forward and 4 reverse powershift gears. Travel speed 33kph. Permanent 4-wheel drive. Switchable transmission disconnect on brake pedal. Agri Super: JCB 6-speed transmission incorporating torque converter, bevel box and 6-speed powershift gearbox with TorqueLock in 5th and 6th gear in one resiliently mounted unit. 2 operating modes: Manual and Auto. Travel speed 40kph. Electrical 2/4 wheel drive select. Gear shift on single lever joystick. Auto selection between 4th and 6th gear in auto mode. Switchable transmission disconnect on brake pedal. Front and rear drive axles: JCB epicyclic hub reduction drive/steer axles with Max-Trac torque proportioning differential.</p> <p>Front and rear drive axles: JCB epicyclic hub reduction drive/steer axles with Max-Trac torque proportioning differentials.</p>
BRAKES	<p>Service brakes: Hydraulically activated, self-adjusting, oil-immersed in-board high back-off multi-disc type on front axle.</p> <p>Parking brake: Hand-operated disc brake on output of gearbox (97kW/100hp, 108kW/145hp - oil immersed disc type).</p>
BOOM AND CARRIAGE	Boom is manufactured from high tensile steel. JCB Q-fit self-levelling carriage with lever operated pin locking accepts pallet forks and a wide range of attachments.
STEERING	Hydrostatic power steering with power track rods on both axles.

DELUXE CAB	<p>Quiet, safe and comfortable cab conforms to ROPS ISO 3471 and FOPS ISO 3449. Tinted glass all round with laminated front and roof screen. Roof bars, front, rear and roof screen wash/wipe and heater/screen demister. Opening rear window. Audio-visual warning system for coolant temperature, water in fuel, engine oil pressure, air cleaner, battery charge, transmission oil temperature and pressure. Hourmeter and road speed indicator. Engine temperature, fuel gauge and clock. Adjustable steer column with stalk bar powershift change and forward reverse shuttle. Throttle and brake pedal floor mounted. Adjustable deluxe suspension seat with adjacent park brake. Automatic eye level audio-visual load moment indicator warning system receiving a signal from a load sensor on the rear axle. This system continuously monitors the machine's forward stability and leaves the operator in control at all times.</p> <p>Hydraulic controls:</p> <p>Agri/Plus/Super: Cab mounted single lever servo joystick, incorporating forward/neutral/reverse, with progressive extend/retract and auxiliary incorporating constant flow facility.</p>
OPTIONS AND ACCESSORIES	Options: Front and rear working lights, rotating flashing beacon, fire extinguisher, radial industrial tyres, electrical 2/4WD select, limited slip differential in front axle, windscreen and roof guard, air suspension seat, roof and front screen blind, radio kit, air conditioning, reversing fan, 2 speed and intermittent front wash/wipe, high flow auxiliary, smoothride system, towing facility with trailer lighting package, carriage options available – contact your local dealer. Clean air kit.

OPTIONS			
Model	531-70, 536-60, 536-70, 541-70	535-95	541-70
Sub model	Agri / DS, Agri Plus / DS + Agri Super	Agri / DS, Agri Plus / DS + Agri Super	BIOMASTER
Standard features			
Rockinger hitch range (6 types)	○	○	○
LED work lights (front and rear)	○	○	●
LED boom works lights (boom)	○	○	●
BIOMASTER			
Boom nose cover	○	○	●
Airconditioning	○	○	●
Clean air kit	○	○	●
Remote greasing	○	○	●

● Standard
○ Option

HYDRAULICS							
Model		531-70		535-95		536-60	
		Agri	Agri Plus / Agri Super	Agri	Agri Plus / Agri Super	Agri	Agri Plus / Agri Super
Operating system pressure	bar	241	241	241	241	260	260
Main hydraulics	l/min	140	140	140	140	140	140
Pump		Variable	Variable	Variable	Variable	Variable	Variable
Hydraulic cycle times		Seconds	Seconds	Seconds	Seconds	Seconds	Seconds
Lift		5.3	5.1	6	5.9	6.5	6.2
Lower		5	4.5	5.2	4.9	5.0	5.0
Extend		6.1	5.1	12.3	10.0	5.5	5.5
Retract		5.5	5.3	11.4	9.5	4.5	4.5
Bucket dump		3.2	3.2	2.0	2.0	3.2	2.8
Bucket crowd		2.5	2.3	2.4	2.3	2.5	2.2

HYDRAULICS						
Model		536-70		541-70		
		Agri	Agri Plus / Agri Super	Agri	Agri Plus / Agri Super	
Operating system pressure	bar	260	260	260	260	
Main hydraulics	l/min	140	140	140	140	
Pump		Variable	Variable	Variable	Variable	
Hydraulic cycle times		Seconds	Seconds	Seconds	Seconds	
Lift		6	5.8	6	5.8	
Lower		7.4	6.6	7.4	6.6	
Extend		7.7	5.7	7.7	5.7	
Retract		5.4	5.3	5.4	5.3	
Bucket dump		3.2	3.2	3.2	3.2	
Bucket crowd		2.6	2.6	2.6	2.6	

SERVICE CAPACITIES			
Fuel tank	litres		146
Hydraulic tank	litres		113
Coolant	litres		23
Engine oil sump	litres		14

ELECTRICAL SYSTEM			
System voltage	Volt		12
Alternator	Amp/hour		95
Battery capacity	Amp/hour		110