


Fleetm@tic®

FLEET MANAGEMENT JUST
GOT SMARTER



Hours Operated in Shift...

Fuel Consumption...

payload...

Payload...

Fuel Consumption...

Hours Operated in Shift...



BELL
Fleetm@tic®

A definitive management tool that adds real value to your operation

Giving you information on

- Machine Productivity • Machine Utilisation • Machine Condition

What differentiates us?

On-board weighing has been a standard feature on all Bell ADTs for more than a decade.

With ongoing development to fine tune accuracy and reliability, our on-board weighing tells you exactly how much money your machine is earning you.



Helping you manage your fleet

Today's earthmoving industry faces the challenge of improving efficiency: doing more with less. Information is critical to meeting this challenge and Bell has harnessed technology to be able to offer our customers the right information at the right time. Helping you to manage your fleet with greater precision and superior efficiency.

Fleetm@tic® is designed to be your eyes on the worksite, keeping track of every

Bell machine in your operation on a continuous basis. A fleet management partner that never sleeps.

The cornerstone of our company is to provide the lowest cost per tonne equipment solutions to our customers. Fleetm@tic® adds an exciting new dimension, enabling you to manage your equipment to maximise your return on investment.





Machine Productivity

- Number of cycles • Tonnes moved • Fuel burnt

Machine Utilisation

- Hours operated • Time on the move
- Time spent idling without a payload at the loading site
- Time spent idling with a payload at the tipping site

Machine Condition

- Services due • Operator abuse • Machine fault codes



Easy and automatic

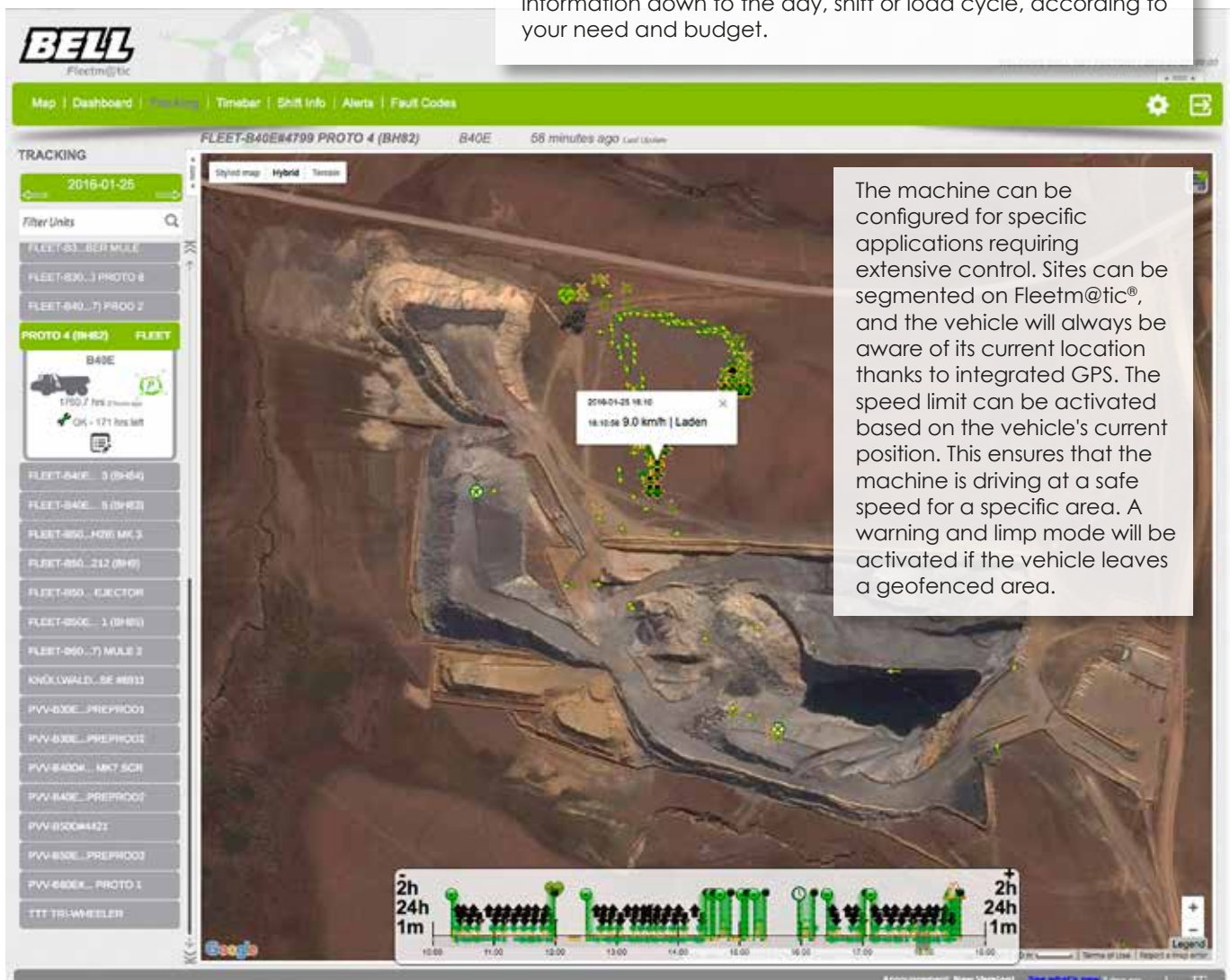
The appeal of Fleetm@tic® is that it's simple to use. Keep an eye on your machine via the website from the comfort of your home, office or even while travelling abroad. Your own confidential login and password shows you your machines and nobody else's. Or have automated reports emailed to you daily, weekly or monthly. It's your choice. Cutting-edge Fleetm@tic® technology keeps Bell owners in touch with their equipment at all times.

Accurate, up-to-date operational data, production data, fault data as well as the machine's location and movements are all presented with a user-friendly interface.



Smarter, secure online tracking

With our secure Bell Fleetm@tic® website you can watch your machines working wherever you may be. Various Fleetm@tic® package options are available to provide management with information down to the day, shift or load cycle, according to your need and budget.

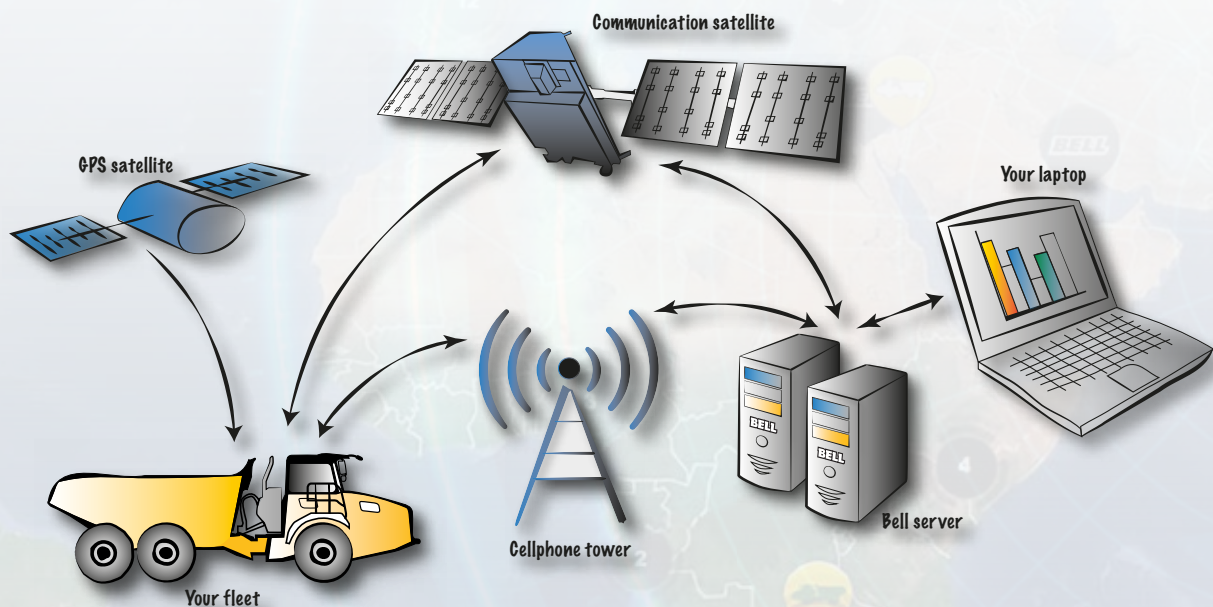


The machine can be configured for specific applications requiring extensive control. Sites can be segmented on Fleetm@tic®, and the vehicle will always be aware of its current location thanks to integrated GPS. The speed limit can be activated based on the vehicle's current position. This ensures that the machine is driving at a safe speed for a specific area. A warning and limp mode will be activated if the vehicle leaves a geofenced area.

One service provider... worldwide coverage

Fleetm@tic® software is integrated into the machine's CANBUS system, which is like the machine's spine, transporting vital information from the machine's data receptors. GPS location and machine operational information from the CANBUS is stored on the onboard memory module for the transmission.

Communication is the key. A state-of-the-art GPS antenna works in collaboration with a satellite modem and GPRS modem receiver to deliver repeatable high quality information. The satellite communication capability provides true worldwide coverage while the global SIM card allows large amounts of data to be communicated over cellphone networks around the world when the machine is within range.



Tailor-made packages to meet your needs

Bell realises that no two businesses are the same. For that reason we offer three Fleetm@tic® packages. It's all about choice and how detailed you would like your information to be: daily, per shift, per cycle, or even per minute with the Premium Package.

- **The Basic Package is available on ALL Bell-supplied machines** and provides you with machine hours worked per shift, average fuel burn and a productivity report.
- **The Classic Package is standard on all new ADTs for two years from the date of delivery** to our customers, thereafter it can be renewed at an additional charge. It supplies you with enough information for you to have a very good understanding of how your machine is operating by measuring shift productivity, shift fuel burn, shift fault codes and numerous other metrics.
- **The Premium Package is available as an upgrade at any time.** Geared for customers who need extremely detailed operational information, this package offers similar information to the Classic package but for each individual laden - unladen cycle. Live tracking is also available on the Fleetm@tic® website on a per minute basis. This function is used by some customers in their site control rooms to track and manage their fleet operations continuously.

Features	Basic	Classic	Premium
• Machine Hours - total accumulated machine hours	✓	✓	✓
• Hours Operated in Shift - engine hours accumulated during the specific shift	✓	✓	✓
• Average Fuel Consumption - average fuel consumed during the specific shift	✓	✓	✓
• Fault Codes	✓	✓	✓
• Shift Summary Report - graphical representation of data		✓	✓
• Time Bar Report - graphical representation of data	✓	✓	✓
• Ignition Cycle Count		✓	✓
• Driver ID - identifies each operator by their start-up code (requires the driver ID software)		✓	✓
• End of Shift Operator - operator's name, person who last started the machine with his access code		✓	✓
• Tonnes Moved - total tonnes moved in the specific shift. Accuracy is +/- 5%		✓	✓
• Average Tonnes per Hour - calculated by dividing total tonnes with total hours operated in the shift		✓	✓
• Total Cycles - number of tips that took place during the specific shift		✓	✓
• Average Cycle Rate - calculated by dividing the total tips with the total hours operated in the shift		✓	✓
• Distance Covered - during the specific shift		✓	✓
• Average Distance per Cycle - average distance travelled by the machine between each tipping		✓	✓
• Average Speed - during the specific shift		✓	✓
• Fuel Level - shown as a percentage		✓	✓
• Machine Odometer		✓	✓
• Unladen Time - shown as a percentage		✓	✓
• Unladen Time Moving - shown as a percentage		✓	✓
• Laden Time - shown as a percentage		✓	✓
• Laden Time Moving - shown as a percentage		✓	✓
• Unladen Distance - shown as a percentage		✓	✓
• Laden Distance - shown as a percentage		✓	✓
• Overload Count - shows how many times the machine was overloaded in the shift		✓	✓
• Service Brake Application - shown as a percentage		✓	✓
• Retarder Active Time - shown as a percentage		✓	✓
• Service Indicator - automated service due times		✓	✓
• 3 Shifts per Unit		✓	✓
• 3 Individual Reports on email or website		✓	✓
• Live Event Reports - up to 10 notifications of out of tolerance events, linked to driver ID			✓
• Ignition On/Off - informs the time the machine is active			✓
• Live Production Information			✓
• Individual Load Data - every cycle payload and tipping point location			✓
• Live Tracking (GPRS coverage dependent) per minute every 5 minutes			✓

Join the Bell Fleetm@tic® family

Contact your local
Bell Equipment Customer Service Centre
or Dealer to subscribe to and enjoy
the benefits of Fleetm@tic®.

For more information call
Tel: +27 35 907 9538.

Alternatively email us at
fleetmatic@bellequipment.com
or visit us online at
<https://fleetmatic.bellequipment.com>

BELL


Fleetm@tic®





All dimensions are shown in millimetres, unless otherwise stated between brackets.
Under our policy of continuous improvement, we reserve the right to change technical data and
design without prior notice. Photographs featured in this brochure may include optional equipment.

BELL INTERNATIONAL: Tel: +27 (0)35-907 9431


E-mail: marketing@bellequipment.com Web: www.bellequipment.com


 Tel: +61 (0)8 9355 2442


 Tel: +49 (0)6631 / 91 13 0

 Tel: +27 (0)11 928 9700

 Tel: +44 (0)1283 712862

 Tel: +33 (0)5 55 89 23 56

 Tel: +7 495 287 80 02

 Tel: +1 (704) 655 2802

**Strong Reliable Machines
Strong Reliable Support**

BELL